

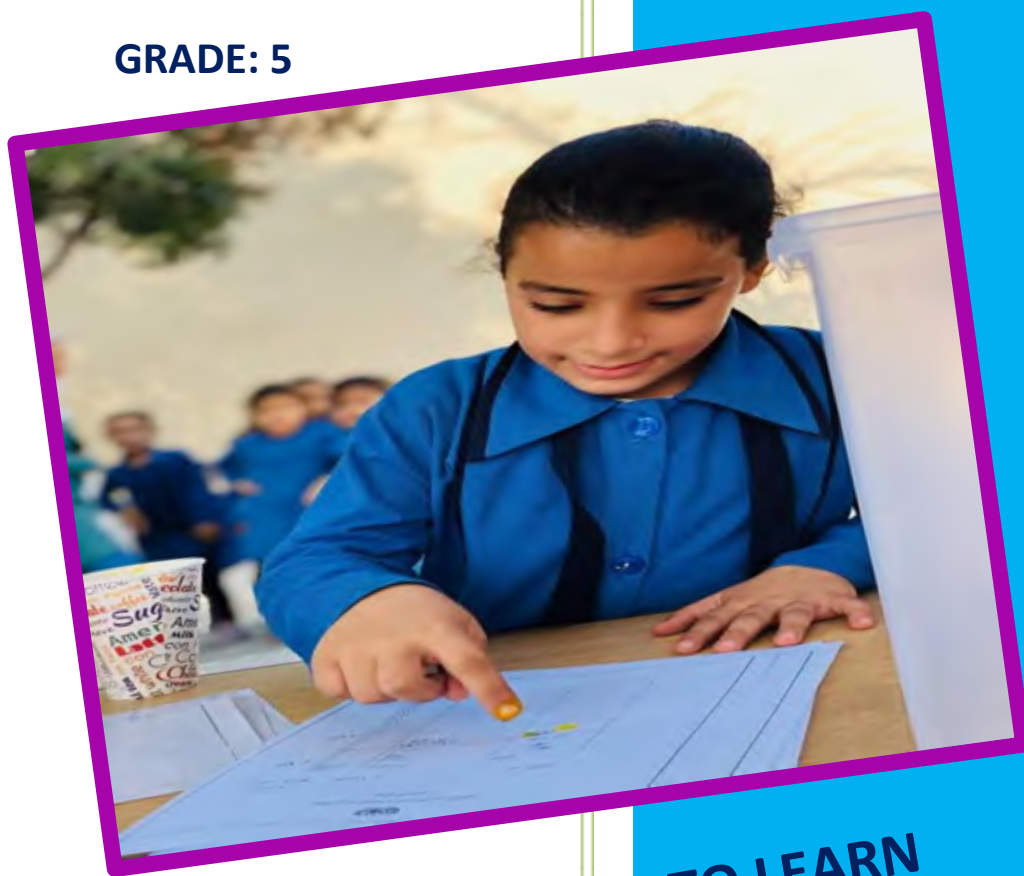


Education Programme - Jordan Field

SELF-LEARNING MATERIALS - THE FIRST SEMESTER 2020/2021

SUBJECT: ENGLISH

GRADE: 5



LEARN HOW TO LEARN

بناء على توجّهات برنامج التربية والتعليم في إقليم الأردن وتماشياً مع متطلبات توظيف التعلم المدمج في مدارس وكالة الغوث الدولية، وحرصاً على توفير فرص تعلم عادلة لجميع أبنائنا الطلبة؛ تم العمل على توفير مواد التعلم الذاتي التي تهدف إلى تمكين الطلبة من اكتساب المعرفة والمهارات والقيم الأساسية في جميع المباحث الدراسية وذلك تماشياً مع المنهاج الوطني الأردني. كما وتهدف مواد التعلم الذاتي إلى إكسابهم مجموعة من المهارات الحياتية مثل: الاستقلالية وتحمل المسؤولية والتعلم المستمر ومهارات الاتصال والتواصل، والتفكير الناقد، وحل المشكلات، ومهارات التعلم والقراءة والفهم والبحث وغيرها.

تم إعداد هذه المواد استناداً إلى منحى التعلم الذاتي بحيث تكون مصاحبة وموازية للكتاب المدرسي، ويتم توظيفها من خلال تنقل الطالب بين الكتاب وبين صحيفة التعلم الذاتي مستعيناً بمهارات القراءة وتأمل محتوى الصحيفة والتفاعل المباشر مع الأنشطة والتدريبات والإجابة عن أسئلة التقويم ومراجعتها بالاستعانة بدليل الإجابة النموذجية المرفق مع صحيفة التعلم الذاتي، سعياً إلى إتقان التعلم.

وقد شارك في إعداد هذه المواد نخبة متميزة من الخبراء المختصين والمعلمين في جميع المناطق في إقليم الأردن، وسيتم استخدام هذه المواد لدعم التعلم في المدارس في حالات الطوارئ COVID. ومنها جائحة فيروس كورونا (19-)

برنامج التعليم / إقليم الأردن
مركز التطوير التربوي

فريق إعداد مواد التعلم الذاتي – الفصل الدراسي الأول 2020

مها الكردي	سهاد حماد	عمرو زهران	نجلاء أبو شمالة
هديل حسين	كفاح عطا الله	جولين هديب	

لجنة الإشراف والتدقيق:

المنسق / عامر درويش	وحدة التقييم	مركز التطوير التربوي
الخبرة التربوية/ هديل حسين	إدارة التعليم	مكتب منطقة شمال عمان

إرشادات وموجهات للطلبة وأولياء أمورهم في استخدام مواد التعلم الذاتي:

إرشادات خاصة بالطلبة:

أعزائي الطلبة لقد قام برنامج التعليم في الأردن بإعداد مواد التعلم الذاتي لكم ومن أجلكم، حرصاً على استمرارية تعلمكم في الظروف المختلفة، ولضمان التعامل مع هذه المواد بطريقة فاعلة، يرجى اتباع الإرشادات التالية:

- تم إعداد هذه المواد من أجل تعلمها بمتابعة ومساندة الأهل، وهي تتطلب وجود الكتاب المدرسي معكم أثناء تعلمكم.
- الالتزام بتعليمات المعلم الخاصة بتوظيف مواد التعلم الذاتي لأنها صممت بهدف تطوير مهاراتهم.
- قراءة صحائف التعلم الذاتي قراءة متأنية وبتركيز، وحل الأنشطة والتدريبات فيها بدقة والالتزام.
- يتطلب منكم قراءة هذه المواد والتفاعل معها من خلال حل الأنشطة والتمارين الواردة فيها أو التي توجه إلى حلها من الكتاب المدرسي، لذا يطلب منك عمل ملف يتضمن تنفيذك للأنشطة والتمارين والتقويم الختامي، كي يتمكن المعلم من متابعة ذلك وتقديم الدعم والمساندة لكم.
- الاطلاع على الأهداف الخاصة بكل وحدة أو درس قبل البدء بالدراسة (يفضل طلب المساعدة من المعلم عند الضرورة).
- التقييم الذاتي من خلال الإجابة عن أسئلة التقويم النهائي في صحائف التعلم الذاتي.

إرشادات خاصة لأولياء أمور الطلبة:

أعزائي أولياء أمور الطلبة: حرصاً من برنامج التعليم في إقليم الأردن على مواصلة تعلم أبنائكم، تم إعداد هذه المواد لضمان استمرارية تعلم أبنائكم. وللاستفادة من هذه المواد بطريقة فاعلة، يرجى اتباع الإرشادات التالية:

- دعم أبنائكم وتشجيعهم على التعلم الذاتي في البيت.
- توفير مصادر التعلم اللازمة لأبنائكم.
- مساعدة أبنائكم في تنظيم أوقات تعلمهم.
- متابعة أبنائكم في أثناء التعلم الذاتي.
- التواصل مع المدرسة والمعلم في متابعة تعلم أبنائهم من خلال الهواتف ووسائل التواصل الاجتماعي مثل المجموعات المدرسية على الفيس بوك والواتسب لطلب المساعدة وقت الحاجة.

Index

Unit	Page
Unit 1: We usually go to the park	6
Unit 2: The moon was a circle	16
Unit 3: Did you enjoy school today?	26
Unit 5: Are you going to see planes?	41
Unit 6: Grandpa took a photo	50
Unit 7: She is the youngest in the family	56
Unit 8: What were you doing?	63

Note: Units 4 and 9 are reviews. Their content is already included in the other units.

Grade:	5	Subject:	English	Unit	1
---------------	---	-----------------	---------	-------------	---

Worksheet No. (1)	Title: We usually go to the park.
--------------------------------	---

Objectives:	Dear Student, by doing this worksheet, you are expected to:
--------------------	--

- write sentences with words of frequency.
- learn new words.
- answer questions correctly.

Question 1:

A-Do you help your Mum?.....

b-Do you go to the park with your family ?.....

c-What do you do on the school holiday?.....

Remember



Family



park



Time to learn new words

New words	Meanings
Slide	I like the <u>slides</u> in the park. 
Water park	I sometimes go to the <u>water park</u> . 

Theme park

I always go to the theme park with my family.



Swing

We usually play on the swings.



Soft toy

Samira sews **soft toys**.



Model plane

Kareem sometimes makes **model planes**.



Let's practice:

Q2: Use the right words to fill in the blanks :

theme park , swings , model planes , slides, soft toys

1. Samira likes to play on the
2. We usually go to the on Friday .
3. My mum always sews for me .
4. I sometimes make
5. The..... in the water park is amazing .

Words of frequency كلمات تعبر عن التكرار الزمني

Always		دائماً
Usually		عادة
Sometimes		بعض الأحيان
Never		أبداً

Q3: Answer the questions :

- How often do you go to the park?
I sometimes go to the park.
- How often do you drink milk?

.....

Let's learn how to use words of frequency.

always ,sometimes, never, usually

How often do you

I **always** / I **usually**..... / I **sometimes**..... /

I **never**

-How often do you make model planes?

-I **always** make model planes.

Question 4: Complete with (always/sometimes/usually):

I **never** shout in the library.

I play on the swings.

I run in the classroom.

Question 5: Order:

sometimes / to / sport centre / They /go /./the

.....



How to answer questions:

How often does Samira go to the museum?

She **usually** goes to the museum.

How often do they play volleyball?

They **always** play volleyball.

Describe an activity:

Examples :

She **always** helps her mum.



He **sometimes** goes swimming.



They **never** visit a castle.



Read and answer :



Asma

How often do
you visit your

I always visit my
grandparents on
Friday.



Lana

Question 6: Answer:

How often does Lana visit her grandparents?

.....

Question 7: About you:

How often do you use a computer ?

.....



Remember

With singular المفرد : He plays / she goes

With plural الجمع : They visit / I go / we help

Question 8: Answer:

1. How often does your dad go to the market?

.....


2. How often do you help at home?

.....

Rate your learning:

How do you think you are doing? Are you learning well, smart kid?
Let's see!

DRAW your feeling

What I have learned:	
1. I can answer questions using words of frequency.	
2. I can write sentences using always , usually , sometimes and never about myself and others	
3. I learned new words.	

Let's check our answers

Question 1:

A-Yes ,I do or No , I don't

B-Yes, I do or NO , I don't

C-Suggested answers

I always visit my grandma on Sunday

I sometimes go swimming

I usually play sports and go to the market.

Question 2:

1-swings

2-themepark

3-soft toys

4-model plane

5- slide

Question 3 :

Suggested answer :I always drink milk .

Question 4: I sometimes / I always ..

2- I never run in the classroom.

Question 5:

They sometimes go to the sport centre .


Question 6:

She always visits her grandparents on Friday.

Question 7:

I always use a computer 

I usually use a computer 

I never use a computer 

Question 8:

My dad **always** goes to the market.

He **sometimes** goes to the market.

My sister **always** helps at home.

Grade:	5	Subject:	English	Unit:	2
---------------	---	-----------------	---------	--------------	---

Worksheet No. (2)	Title: The moon was a circle
----------------------------	-------------------------------------

Objectives:	Dear Student, by doing this worksheet, you are expected to:
--------------------	---

- describe shapes.
- learn new words.
- compare the past and present.

What shapes can you find in your house?



Let's remember !

1- Circle



2-Triangle



3-Square



4-Rectangle



5-Hexagon



Let's practice:

Q 1 What is the shape in each picture:

circle triangle square rectangle hexagon

1-



2-



3- - - - -



4- - - - -



5- - - - -



-Describe shapes




It's a square. It has four equal sides.







It's a hexagon. It has six sides.

2 -Label each shape with its description:



1. It has four equal sides.-----
2. It has six equal sides.-----
3. It has three sides.-----
4. It has no sides.-----
5. It has two long sides and two short sides. -----

New Words	Meanings
equal	<p>A rectangle has two equal long sides and two equal short sides</p> 
sides	<p>It's a triangle. It has three sides. اضلاع</p>
hexagon	<p>The hexagon has six equal sides.</p> 
but	<p>)It was six squares, but now it is a box.</p>
countryside	<p>The countryside around there is lovely</p> 
honey	 <p>Honey is very sweet.</p>
something	<p>I have something in my bag.</p>

Q 3 -Use the right words to fill in the blanks :

sides, hexagon, but, honey, something, countryside

1- The -----has six equal sides.

2- I have -----in my hand. What is it?

3- It's a triangle. It has three -----.

4- I was in grade four, -----now I am in grade five.

5- -----is sweet and healthy food.

6-The -----is very green in spring.

Grammar Time

➤ Compare: قارن



1- The cake was in a square shape.



2-The shape of the ruler is a rectangle.



3- The moon was a circle last night.



4-It is a hexagon

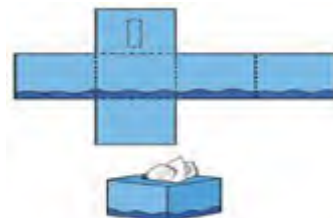


5- Last night, I was in bed.

6-I was ten, but now I am twelve.

7- My teacher was Miss Alia, but now my teacher is Miss Zeinab.

8-It was six squares, but now it is a box.



Extra practice

Q4- a. Match the pictures and the words.

b. Make sentences as follows.

It was a rectangle, but now it's a ruler.

1



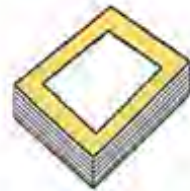
a. a tent



2



b. a book



3



c. a ruler



4-



d. a moon



1- - - - -

2- - - - -

3- - - - -

4- - - - -



Verb to be

Present Simple

- I am
- You are
- He is
- She is
- It is
- We are
- You are
- They are

Past Simple

- was
- were
- was
- was
- was
- were
- were
- were



Are you learning well my dear students?

Let's make sure! Draw and color your feelings:



What I have learnt:

1- to describe shapes -----

2- to compare the past and present using (but)-----

Let's check our answers



Q 1

1- Square 2- Triangle 3- Rectangle 4- Circle 5 -Hexagon

Q2- *It has four equal sides.(4)*

2.It has six equal sides.(5)

3. It has three sides.(2)

4. It has no sides.(1)

Q3-1- The hexagon-has six equal sides.

2- I have something in my hand. What is it?

3- It's a triangle. It has three sides.

4- I was in Grade four, but now I am in Grade five.

5- The honey is a sweet food.

6-The countryside is very green in spring

Q4 a. 1- (c) 2-(d) 3-(a) 4-(b)

Q4 b.

1- It was a rectangle, but now it's a ruler.

2-It was a circle, but now it's a moon.

3-It was a triangle, but now it's a tent.

4-It was a square, but now it's a book.

Grade:	5 th	Subject:	English	Unit:	3
--------	-----------------	----------	---------	-------	---

Worksheet No. (3)	Title: Did you enjoy school today?
------------------------	---


Objectives:	Dear Student, by doing this worksheet, you are expected to:
-------------	---

- describe personality.
- learn new words with pictures.
- answer questions in the past simple.

Let us remember



The girl is **friendly**.



The girl is **happy**.



The boy is **tidy**.



The boy is **helpful**.



The boy is **clever**.



The girl is **kind**.

Now, it's time to Practice:

Put  or 



Ali is helpful.

☐

Ahmad and Ibrahim are friendly.

☐

Omar is tidy.

☐






Grandpa is kind.

☐



Let us guess the meaning from the pictures.

Sewing	<p>My mom likes sewing.</p> 
Costume	<p>My aunt always wears a Jordanian costume.</p> 
Sleeve	<p>This is a long sleeve.</p> 

Hi	Hi, how are you?	
Woman	This is a woman.	
Women	These are four women.	
Study	I study everyday.	
Shelf	I always keep my books on the shelf.	

Now, it is time to Practice: Complete.

woman / sewing / costume / Hi / sleeves

1- My sister likes _____.



2- My aunt is wearing a _____

with long _____.



3- _____ dear, how are you?

Hello grandma.



4- I visited a dentist. She was a _____



Rate your work. Put x

☐

I did it myself.

☐

I needed help.

☐

I couldn't do it.



Now, look at Amer and Sameer. They are talking about what they do **everyday**.

- Read the dialogues, please.



★ Now let us talk about you.

Do you study English? _____.

Do you go to school? _____.

Now look!

Samira is asking Asma about what she did **yesterday**.

- Read the dialogues, please.

Did you set
the table?

Yes I **did**. I
was helpful.



_____ you put
the books on
the shelf?

Yes, I _____.
I _____ tidy.



Yes, I _____.
She _____
friendly.

_____ you talk
to the new
pupil?



Did you study
Arabic today?

No, I **didn't**. I
studied
English.



 you help
the blind man?

No, I .
Amer helped
him. He
 kind.



★ **Now let us talk about YOU again.**

Did you help your mom this morning?

_____.

Did you clean your room? _____.

Did you study Math? _____.

★ **Rate your work. Put x**

☐

I did it myself

☐

I need help

☐

I couldn't do it



Now, can you match each word with the right picture?



unfriendly

unkind

unhelpful

untidy



Rate your work. Put x

☐

I did it myself.

☐

I needed help.

☐

I couldn't do it.



Key Answers

Now, it's time to Practise:

Put  or 



Ali is helpful.



Ahmad and Ibrahim are friendly.



Omar is tidy.



Grandpa is kind.



Now it is time to Practise:

1. My sister likes sewing.



2. My aunt is wearing a costume with long sleeves.



3. Hi dear, how are you?
Hello grandma.



4. I visited a dentist. She was a woman.



Now, look at Amer and Sameer

- Read the dialogues, please.

Do you like
school?

Yes, I
do.



Do you study
French?

No, I
don't.



★ Now let us talk about you.

Do you study English? Yes, I do.

Do you go to school? No, I don't.

Now look!

Samira is asking Asma about what she did **yesterday**.

- Read the dialogues, please.

Did you set
the table?

Yes I **did**. I
was helpful.



Did you put
the books on
the shelf?

Yes, I **did**. I
was tidy.



Did you talk to
a new pupil?



Yes, I **did**.
She **was**



No, I **didn't**. I
studied English.

Did you study
Arabic today?



No, I **didn't**. Amer
helped him. He **was**
kind.

Did you help
the blind man?



★ **Now let us talk about you again.**

Did you help your mom this morning? **Yes, I did. I was helpful.**

Did you clean your room? **Yes I did, I was tidy.**

Did you study Math? **No, I didn't.**

Now, can you match each word with the right picture?



unhelpful



unkind



untidy



unfriendly

Grade:	5 th	Subject:	English	Unit:	5
---------------	-----------------	-----------------	---------	--------------	---

Worksheet No. (4)	Title: Are you going to see planes?
----------------------------	--

Objectives:	Dear Student, by doing this worksheet, you are expected to:
--------------------	---

- 1- use (be going to) for future plans.
- 2- talk about types of transport.
- 3- tell the time.

Question (1): choose the correct answer

1 - Are you helping mum in the garden on Thursday?

Yes, I am

No, I am not



2- Is he going to do his homework on Friday ?

Yes, he is

No, he is not



Remember:

We can use the present continuous tense to talk about future plans.

Key words: (tomorrow /next week/month/year / at the weekend / on Sunday , this week, Thursday, etc)

Let's practice

1- They (play) football tomorrow -

They are playing football tomorrow. -

2 - She (cooks) dinner tonight.

She is cooking dinner tonight.

Question 2:

Now, re-write the following sentences using the present continuous:

3- We (visit) grandparents on Friday.

We.....

4. you(go) on a school trip tomorrow?

Yes, we are. We are going at half past nine.

What timeyou(come) home? At six o'clock.

5-That's good. Are you.....(have) lunch at the museum ?

yes, we.....

6- We(learn) about the sun ,the moon and the stars.

Remember




The form: be going to	Affirmative مثبت
I am going to	+ base verb
He	
She is going to	
It	
We	
You are going to	
They	
I'm going to go on a school picnic next week.	
She is going to work on her project this month.	
We are going to have an exam today.	

<p>The negative form: نفي</p> <p>Be not going to:</p> <p>I am not going to go to school today.</p> <p>He is not / isn't going to make a party.</p> <p>They are not / aren't going to go to the cinema.</p>
--

<p>The question form: سؤال</p> <p>Am I going to <u>see</u> you today?</p> <p>Is she going to <u>drive</u> back home?</p> <p>Are you going to <u>swim</u> this morning?</p>
--

Let's learn some new words

New words	Meanings	
Answer (v)	His answer is correct.	
Class (n)	The class is beautiful.	
Collection	I like to have a collection.	
Excited	The children are excited.	
Helicopter	The helicopter is flying.	

Lorry	The lorry is big. 
Transport (n)	Transport is easy. 
Question (n)	The question is difficult. 

Question 3: Let's practice

Complete with the words above:

- 1- I couldall the questions in the exam.
- 2- The firstwas about transportation.
- 3 -All the pupils in thewere singing.
- 4 - The pupils wereabout going to the cinema.
- 5 - Dad promised to take me for a drive in his big..... and mum promised to buy me a largeof stamps
- 6 - I like to try flying a

Question 4:

Write the suitable word under the right picture

(motorbike / lorry / helicopter / bus)



1.....



2

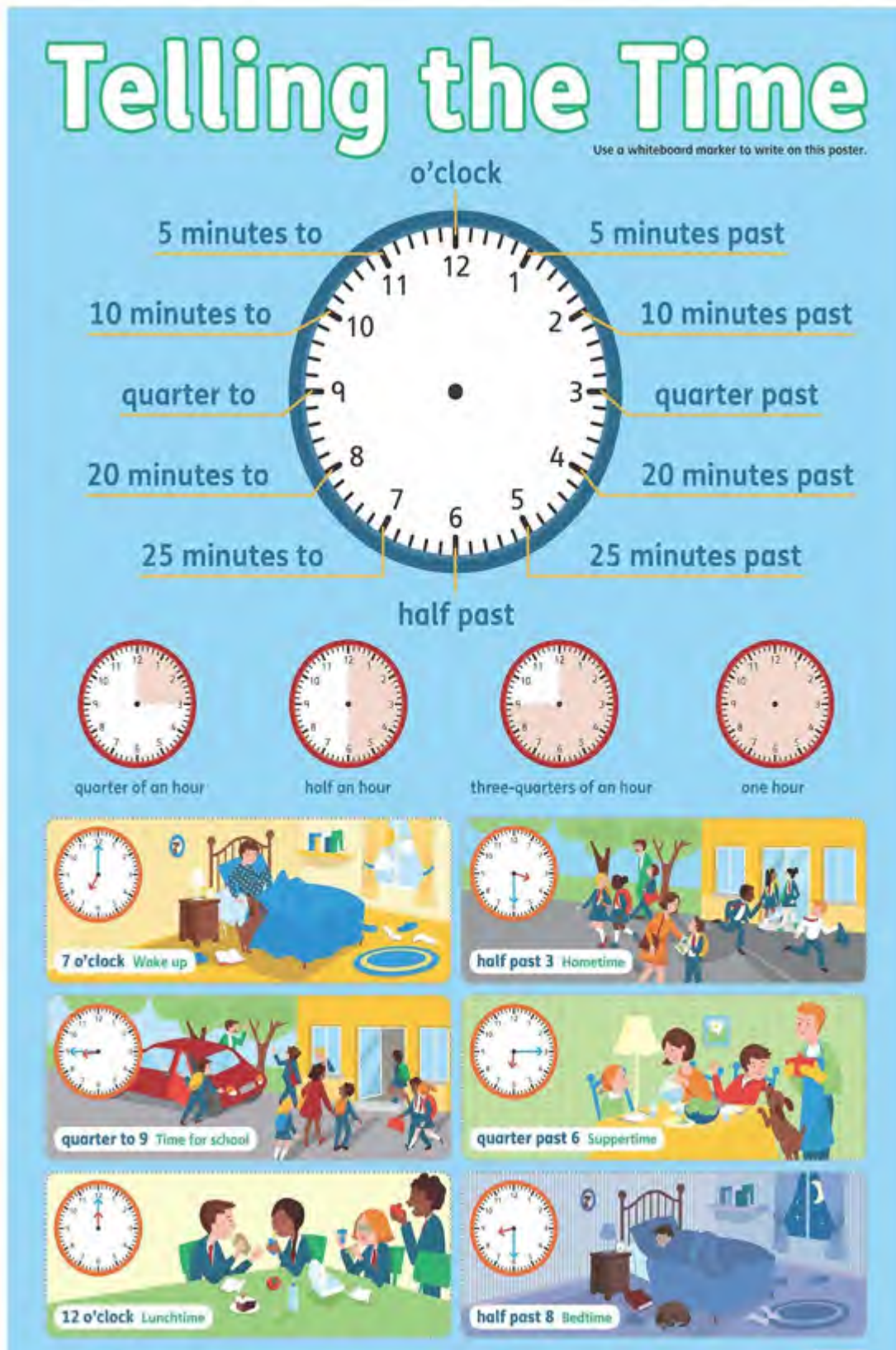


3.....



4.....

Dear pupils, we can tell the time this way:



Question 5: Now answer the following questions about yourself:

1- At what time are you going to study your lesson today?

I am

2- When are you going to meet your friends in the park?

I

3- What time are you going to visit the museum?

We o'clock

4- What are you going to see in the museum?

I am.....

What time is it?



1-

2-

3-

Check your answers:

Question 1:

Picture 1: Yes, I am .

Picture 2: No , he is not.

Question 2:

**3-we are visiting
going**

4- are / going

5- going

6- are

Question 3:

1 – answer 2 –question 3- class 4 –excited

5 – lorry , collection 6 – helicopter

Question 4:

1 motorbike

2 helicopter

3 bus

4 lorry

Question 5: Suggested answers **إجابات مقترحة**

1- I am going to study my lessons at three o'clock.

2- I am going to meet my friends in the park at five o'clock.

3- We are going to visit the museum at half past six.

4- I am going to see old things in the museum.

Question 6:

1 – It's twenty to ten.

2- It's ten past five.

3-It's half past three.

Grade:	5th	Subject:	English	Unit:	6
---------------	-----	-----------------	---------	--------------	---

Worksheet No. (5)	Title: Grandpa took a photo
---------------------------	------------------------------------

Objectives:	Dear Student, by doing this worksheet, you are expected to:
--------------------	---

- talk about the past events.
- talk about jobs and workplaces.
- write about events in the past correctly.

Remember

1. What did you do yesterday?
2. Did you help your mother this morning?.....

Let's remember these words:

Teacher



Doctor



Baker



Nurse



Time to learn new words

Words	Meaning
Dentist	
Dentist's surgery	
Firefighter	
Fire station	
Scientist	
Laboratory	

Let's Practice

Q1. Classify jobs and workplaces:

Jobs	Workplaces

Look and notice the underlined past simple markers:

1. He **took** this photo in 2010.
2. He **phoned** the fire station yesterday.
3. He **visited** the museum last week.
4. She **watered** the plants this morning.
5. She **lived** next to school five years ago.

Remember the form of the past simple

Affirmative past form	Dad and I saw Faisal last Tuesday
Negative past form	I didn't visit a museum yesterday
Question past form	Did you live in this house

Q2 . Re-order these statements in the past:

1. took / this / photo/ in/ 2010/ He.

.....

2. last Tuesday / Did/ go/ he/ to/ the dentist's surgery?

.....

3. didn't/ the plant/ water/ I / morning/ this

.....

Let's do this question

Q3. Correct the verbs between brackets:

1.He.....the museum last week. (visit).

2.She.....the book in 2013.(write)

3.Ia photo a year ago. (take)

4.Hehis friend ten minutes ago. (phone)

Remember

Regular past verb	Irregular past verb
helped phoned carried	go went , take took write wrote , is was are were

Rate your learning

Draw your feelings:

What I have learned	Bad	Ok	Good	Great
1.I can talk about the past events correctly. 2.I can talk about jobs and workplaces easily. 3.I can write events about the past very well.				

Let's check our answers

Q1 Classify jobs and workplaces:

Jobs	Workplaces
Dentist	Dentist's surgery
Scientist	Laboratory
Firefighter	Fire station

Q2.Re order these statements in the past:

1. He **took** this photo in **2010**.
2. **Did** he go to the dentist's surgery ?
3. I **didn't water** the plant **this morning**.

Q3.Correct the verbs between the brackets:

1. He **visited the** museum last week.
2. She wrote the book in 2013.
3. I **took** a photo a year ago.
4. He **phoned his** friend ten minutes ago.

Grade:	5	Subject:	English	Unit:	7
---------------	---	-----------------	---------	--------------	---

Worksheet No. (6)	Title: <i>She is the youngest in the family</i>
----------------------------	--

Objectives:	By doing this worksheet, you will learn how to:
--------------------	---

- describe things, animals or people.
- compare things, animals or people.
- tell your opinions.

Remember:



The girl is **young**.









This girl is **beautiful**.



I love **presents**.

Time to learn some words 😊

New words	Meanings
Bracelet	<p>This woman's bracelet is really nice.</p> 
Earrings	<p>My sister likes to wear earrings.</p> 
Expensive	<p>My shoes are JD 100. They are really expensive.</p> 
Rattle	<p>The baby is crying. Give him his rattle to play with.</p> 
Useful	<p>My computer is useful. It helps me with my homework.</p> 
Blanket	<p>I'm so cold. I need a blanket.</p> 

Let's Practice:

Use the right words to fill in the blanks:

rattle , expensive , present , blanket , bracelets , useful , earrings

1. I bought my friend a for her birthday.
2. Adam loves his red to cover his bed with.
3. The baby is happy with her
4. Sally loves to wear and when she goes to a party.
5. I can't buy this dress. It is very, it is \$ 150.
6. This game is not You learn nothing from it.

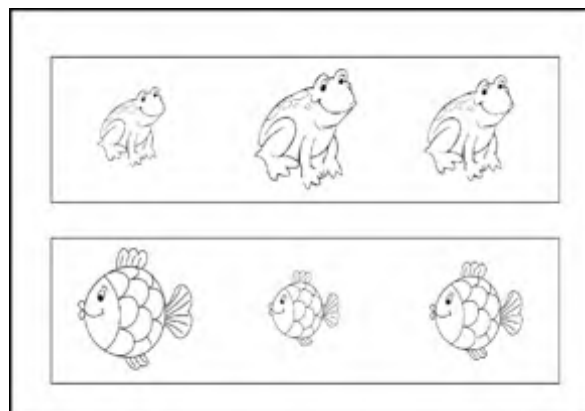
Let's Compare



😊 Circle smaller animals:



😊😊 Colour the biggest:





Comparatives & Superlatives

e.g. big → bigger → the biggest
fat → fatter → the fattest

- 1 hot → hotter → the hottest
- 2 cold → colder → the coldest
- 3 wet → wetter → the wettest
- 4 heavy → heavier → the heaviest
- 5 warm → warmer → the warmest
- 6 hungry → hungrier → the hungriest

Short Adjectives

Long Adjectives

Long adjectives	difficult	More difficult	The most difficult
	beautiful	More beautiful	The most beautiful
Irregular	bad	Worse (than)	The worst
	good	Better (than)	The best



Your opinion matters:

1. What do you think about the baby elephants?

I think they are so heavy. They have trunks. They play with it.

2. Which do you think is faster; deer or tigers?

.....



☺ ☺ Complete the following with the correct adjectives:

COMPARATIVE AND SUPERLATIVE

READ AND COMPLETE WITH THE COMPARATIVE OR SUPERLATIVE


1. This exercise is (easy) than the previous exercise.
2. This TV show is (interesting).
3. Yesterday was (hot) day of the year.
4. It is (difficult) test of all.
5. This pen writes (good) than my previous one.
6. This book is (exciting) than that film.
7. This pupil is (intelligent) in the class.
8. This is (old) castle in Britain.
9. Friends are (important) than money.
10. This watch is (expensive) than the necklace.
11. This actor is (famous) actor in Spain.
12. English is (easy) than Italian.
13. Hostels are (cheap) than hotels.
14. My sister (old) than me.
15. This cake is (delicious) than ice cream.
16. This dress is (beautiful) in the shop.
17. This t-shirt is (bad) than that t-shirt.
18. My car is (modern) than yours.
19. I want (new) phone in the shop.
20. My dog is (young) than hers.



Rate your learning:

How do you think you are doing? Are you learning well, smart kid?

Let's see! **DRAW** your feeling:

What I have learned:	
1. I can describe things, animals or people.	
2. I can compare things, animals or people.	
3. I can tell my opinions.	

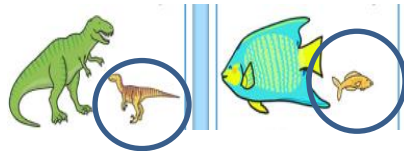
Let's check our answers:

Use the right words to fill in the blanks:

4. I bought my friend a **present** for her birthday.
5. Adam loves his red **blanket** to cover his bed with.
6. The baby is happy with her **rattle**.
7. Sally loves to wear **bracelets** and **earrings** when she goes to a party.
8. I can't buy this dress. It is very **expensive** it is \$ 150.
9. This game is not **useful**. It is just for fun, but you learn nothing with it.



Circle **smaller** animals:



Colour the **biggest**:



Which do you think is faster;
deer or tigers?

I think tigers are much faster than deer.

Complete the following with the correct adjectives:

- | | |
|-------------------------|------------------------|
| 1. easier | 16. the most beautiful |
| 2. the most interesting | 17. worse than |
| 3. the hottest | 18. more modern |
| 4. the most difficult | 19. the newest |
| 5. better | 20. younger |
| 6. more exciting | |
| 7. the most intelligent | |
| 8. the oldest | |
| 9. more important | |
| 10. more expensive | |
| 11. the most famous | |
| 12. easier | |
| 13. cheaper | |
| 14. older | |
| 15. more delicious | |

Grade:	5 th	Subject:	English	Unit:	8
--------	-----------------	----------	---------	-------	---

Worksheet No. (7)	Title: What were you doing?
------------------------	------------------------------------

Objectives:	Dear Student, by doing this worksheet, you are expected to:
-------------	---

- Tell the time of doing a certain activity.
- Talk about past actions.
- Talk about shops and shopping.

QUESTIONS:-

- ✚ Do you like shopping?.....
- ✚ When do you go shopping?.....
- ✚ Were you and your family shopping last Friday?.....

Don't Forget



It's time to learn new words:

New words



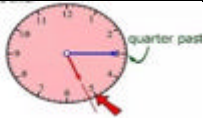
Yesterday, I was wearing my new blouse.



My father owns a big clothes shop.



These football boots are my favorite.



I watch news at a quarter past five.



My cousin, Jawad, works in a shopping centre.



From the sports shop, you can buy football boots.



I like bowling.



This is called the bowling alley.

Let's practice:-

✚ Fill in blanks using the suitable word:-



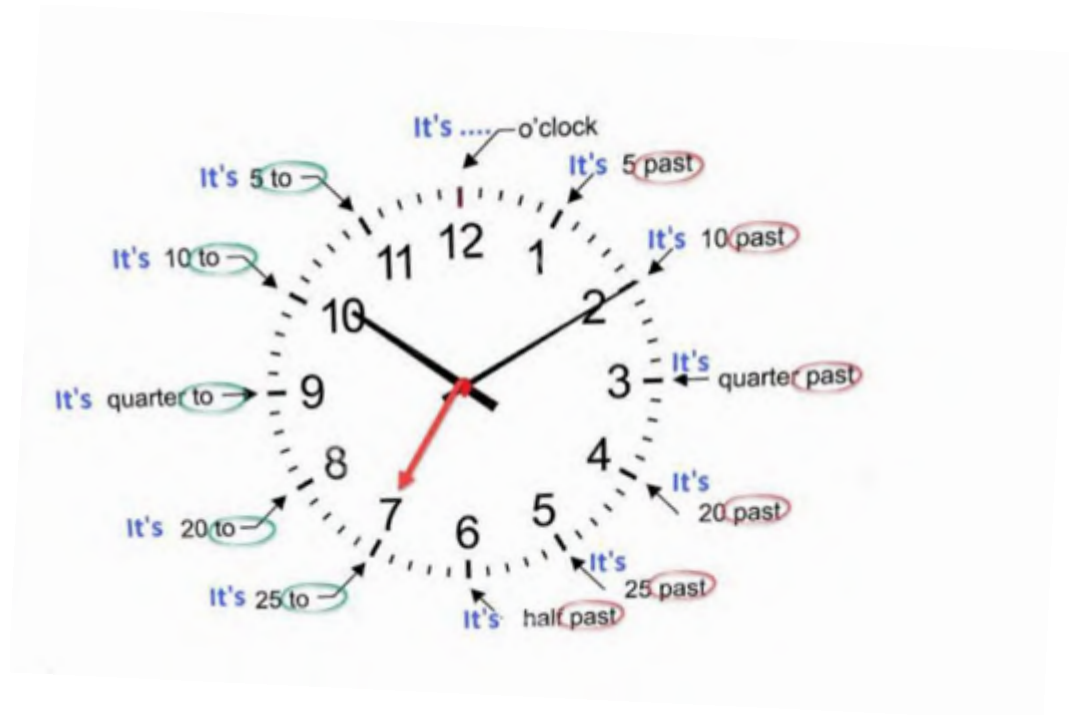
sports shop / blouse / bowling / football boots / quarter past / clothes shop / shopping / bowling alley.

1. Oh, I'm late. It's ----- eleven pm.
2. Excuse me, where can I buy a new tennis racquet? From the -----.
3. You have to throw the ball inside the ----- when playing bowling.
4. Our new -----Centre will be opened at the end of this week.
5. This ----- is very nice.
6. Juwana bought an expensive ----- from this -----.
7. What is your favorite sport? -----is my favorite sport.

wh- question + was/were + subject + infinitive + -ing

Singular	Who	was	I	reading speaking crying eating cooking telling sleeping skiing	?
	What	were	you		
	When				
	Where	was	he she it		
Plural	Why				
	How	were	you we they		

Let's revise time with this photo :-



Time to learn grammar:-

Subject + was/were + not + infinitive + -ing					
Singular	I	was	not	(wasn't)	going doing seeing playing fighting telling reading
	you	were		(weren't)	
	he she it	was		(wasn't)	
Plural	you we they	were		(weren't)	
	(contraction form)				

subject + was/were + infinitive + -ing			
Singular	I	was	going doing seeing playing fighting telling reading
	you	were	
	he she it	was	
Plural	you we they	were	

Be careful and remember the following:-



Spelling Changes verb-ing			
Verbs ending with one 'e' ('e' sound is silent)	believe have live take move	Drop -e add 'ing'	believ ing haver ing liver ing tak ing mov ing
Short one-syllable verbs ending with CVC	sit get plan run stop	Double final consonant and add -ing	sitt ing gett ing plann ing runn ing stop ing
Two or more syllable verbs with CVC	begin forget regret admit upset	Double final consonant if last syllable is stressed	begin ing forget ing regret ing admitt ing upsett ing
Verbs ending in -ie	die lie tie	Change -ie to -y Add -ing	dy ing ly ing ty ing

LearnEnglishHaveFun.com

Practice

jog → jogging run → running

sit → sitting get → getting

drop → dropping put → putting

sit	→	sitting
shop	→	shopping
cut	→	cutting
stop	→	stopping
put	→	putting
get	→	getting
begin	→	beginning
swim	→	swimming
run	→	running

get - getting
sit - sitting
skip - skipping
swim - swimming

Now! Let's apply the rule:-

Past Continuous											
Positive Sentences (✓)				Negative Sentences (X)				Questions (?)			
I				I							
He				He							
She	was			She	was not						
It				It	wasn't						
We				We	were not						
You				You	weren't						
They	were			They	weren't						
			eating.				eating.				eating?

Look at the pictures and make sentences according to the signs. Use the following verbs: play, fish, sit, read, celebrate, drink, eat, watch, work, teach, shine, do, blow, write, dance, water

 1-He _____ tennis.	 2-I _____ _____	 3- He _____ in the garden.	 4-You _____ a book.
 5- _____ they _____ the 14 th of July?	 6- She _____ _____ water.	 7- We _____ watermelon.	 8- She _____ the birds.
 9- You _____ _____ on the farm.	 10- He _____ Biology.	 11- The sun _____ _____.	 12- You _____ some exercise.
 13- The wind _____ _____.	 14- _____ you _____ a letter to Santa?	 15- We _____ _____.	 16- _____ she _____ the flowers?

Rate your learning :-



How do you think you are acquiring information? Are you learning well my dear students?

Let's make sure! Draw and color your feeling:

<p><u>What I have learnt</u></p>	
<p>1. <u>Tell the time of doing a certain activity.</u></p>	
<p>2. <u>Talk about past actions .</u></p>	
<p>3. <u>Talk about shops and shopping.</u></p>	

Let's check your work :-

- Fill in the blanks using the suitable word:-

1. a quarter past
2. Sports shop
3. Bowling alley
4. Shopping center
5. Football boots
6. Blouse / clothes shop
7. Bowling

- Worksheet answers:-

1. was playing
2. wasn't fishing
3. was sitting
4. weren't reading
5. Were / celebrating
6. wasn't drinking
7. were eating
8. was watching
9. weren't working
10. was teaching
11. wasn't shining
12. were doing
13. was blowing
14. Were / writing
15. were dancing
16. Was / watering